

Here is part of a bead string.
Complete the sentences.

10	20	30	40	50	60	70	80	90	100
----	----	----	----	----	----	----	----	----	-----



There are _____ tens and _____ ones.

The number is _____.



There are _____ tens and _____ ones.

The number is _____.



There are _____ tens and _____ ones. The number is _____.



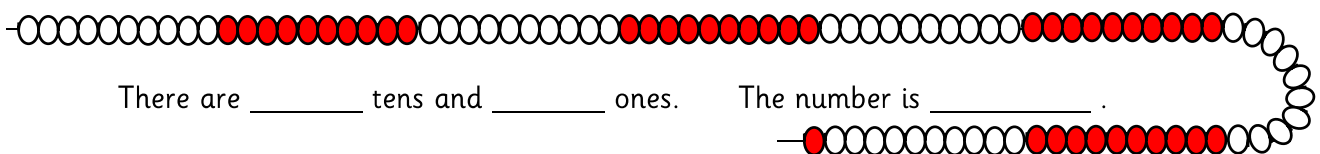
There is _____ ten and _____ ones. The number is _____.



There are _____ tens and _____ ones. The number is _____.



There are _____ tens and _____ ones. The number is _____.



There are _____ tens and _____ ones. The number is _____.

Here is part of a bead string.

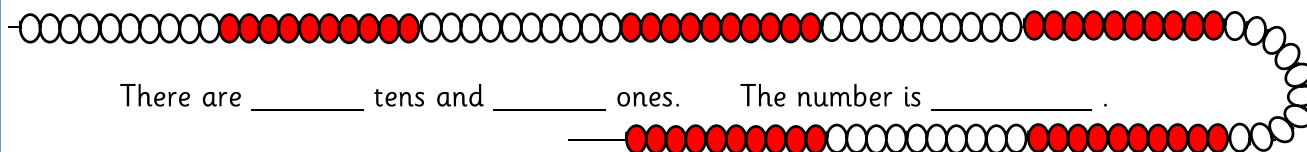
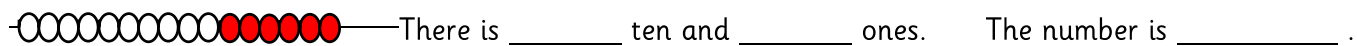
Complete the sentences.



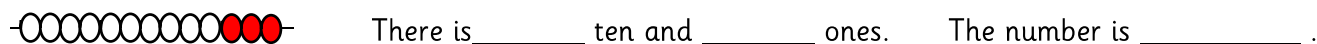
The number is _____.



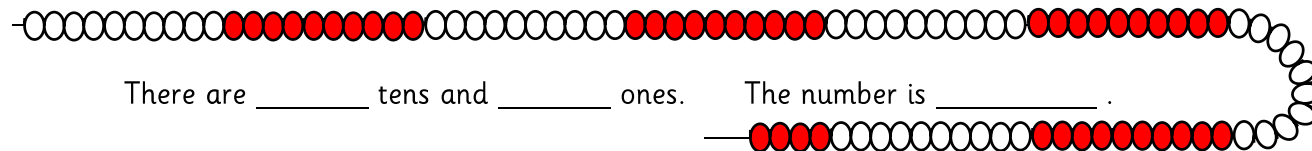
There are _____ tens and _____ ones. The number is _____.



There are _____ tens and _____ ones. The number is _____.



There is _____ ten and _____ ones. The number is _____.



There are _____ tens and _____ ones. The number is _____.



There are _____ tens and _____ ones. The number is _____.

I have a bead string with 50 beads.

I take 0 tens and 24 ones from it. What will my bead string look like?
Draw and then describe it in two different ways.

There are _____ tens and _____ ones.

The number is _____.

There is _____ ten and _____ ones.

I have a bead string with 80 beads.

I take 2 tens and 15 ones from it. What will my bead string look like?
Draw and describe it.

There are _____ tens and _____ ones.

The number is _____.

There are _____ tens and _____ ones.

I have a bead string with 77 beads.

I take 1 ten and 11 ones from it. What will my bead string look like?
Draw and describe it.

There are _____ tens and _____ ones.

The number is _____.

There are _____ tens and _____ ones.

I have a bead string with 100 beads.

I take 1 ten and 11 ones from it. What will my bead string look like?
Draw and describe it.

There are _____ tens and _____ ones.

The number is _____.

There are _____ tens and _____ ones.